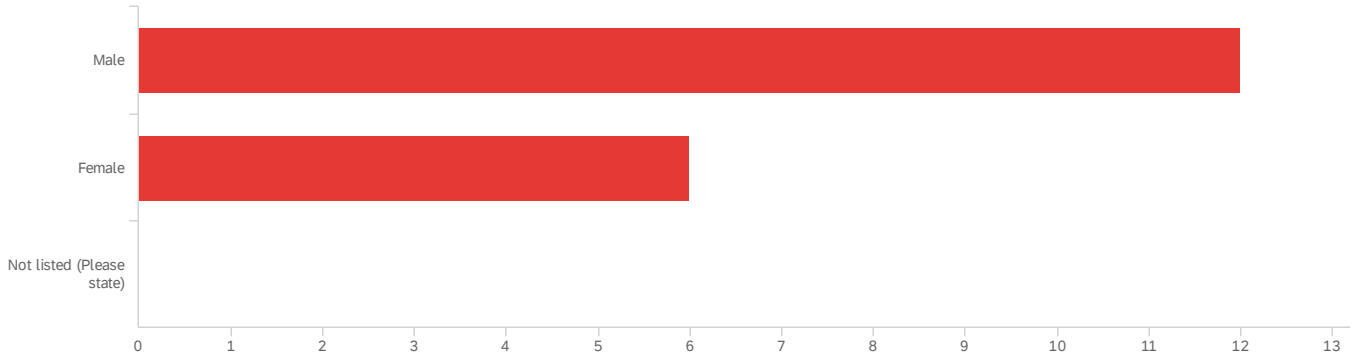


Default Report


Live Valleys Innovation Project Questionnaire

26 July 2020 08:35 BST

Q19 - To which gender identity do you most identify?



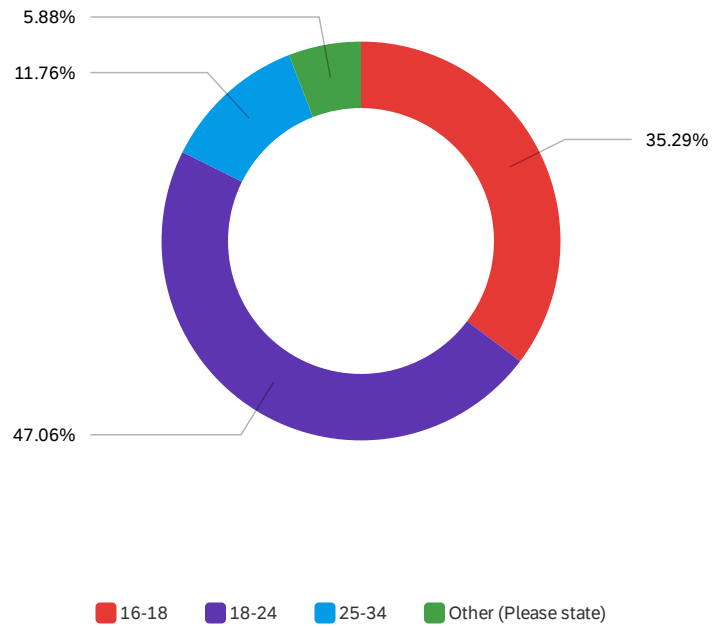
#	Field	Minimum	Maximum	Mean	Std Deviation	Variance	Count
1	To which gender identity do you most identify? - Selected Choice	11.00	12.00	11.33	0.47	0.22	18


Data source misconfigured for this visualisation.

Q19_13_TEXT - Not listed (Please state)

Not listed (Please state)

Q20 - Age?



#	Field	Minimum	Maximum	Mean	Std Deviation	Variance	Count
1	Age? - Selected Choice	1.00	37.00	3.82	8.32	69.20	17

#	Field	Choice	Count
1	16-18	35.29%	6
2	18-24	47.06%	8
3	25-34	11.76%	2
37	Other (Please state)	5.88%	1

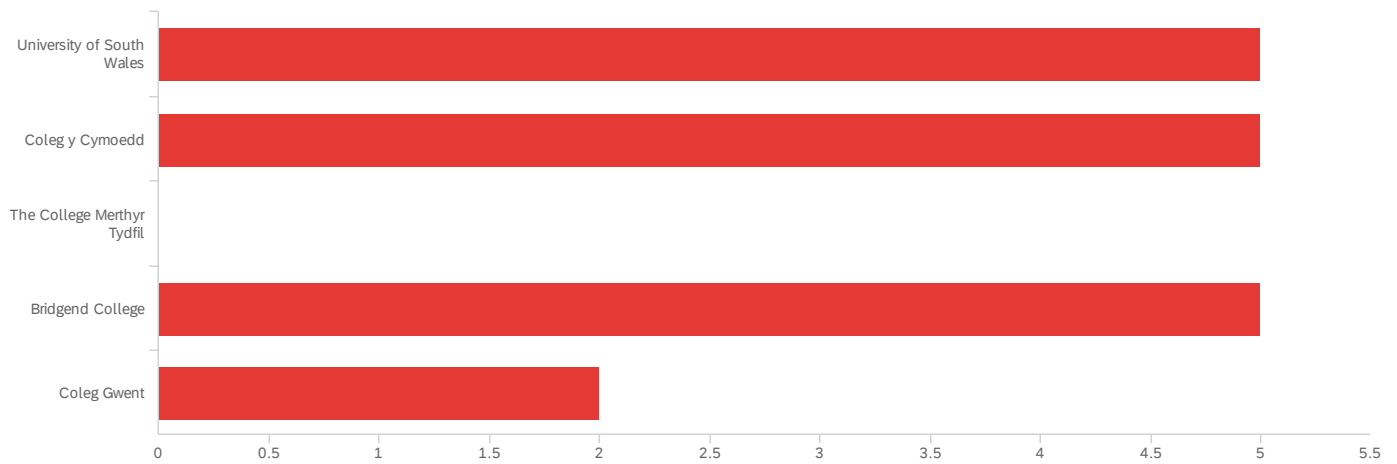
17

Showing rows 1 to 5 of 5

Q20_37_TEXT - Other (Please state)

Other (Please state)

Q21 - Which organisation did you represent as part of the VIP?



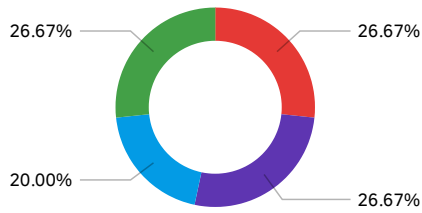
#	Field	Minimum	Maximum	Mean	Std Deviation	Variance	Count
1	Which organisation did you represent as part of the VIP?	1.00	5.00	2.65	1.45	2.11	17

#	Field	Choice Count
1	University of South Wales	29.41% 5
2	Coleg y Cymoedd	29.41% 5
3	The College Merthyr Tydfil	0.00% 0
4	Bridgend College	29.41% 5
5	Coleg Gwent	11.76% 2
		17

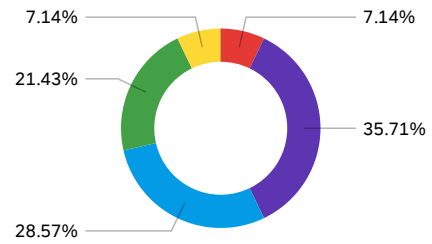
Showing rows 1 to 6 of 6

Q3 - Please rate your personal skills in the following areas before you took part in VIP?

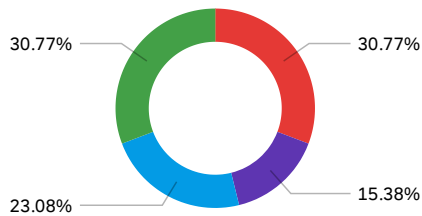
Creative Thinking



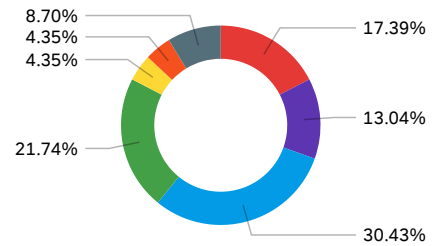
Creating and seizing opportunities



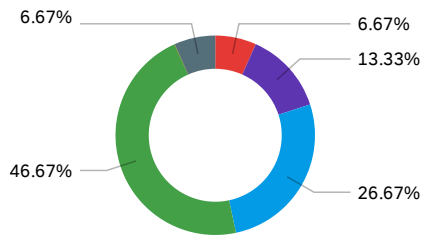
Decision-making



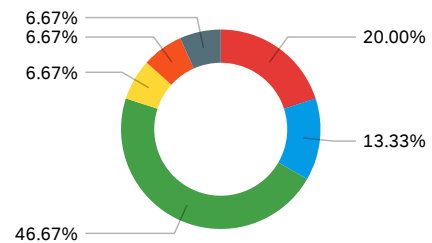
Making ideas a reality



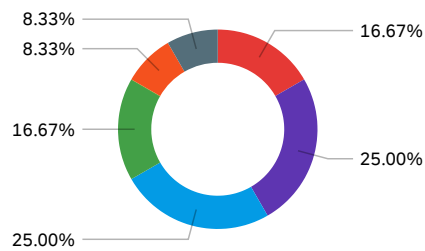
Self-reflection



Communication skills



Digital Skills

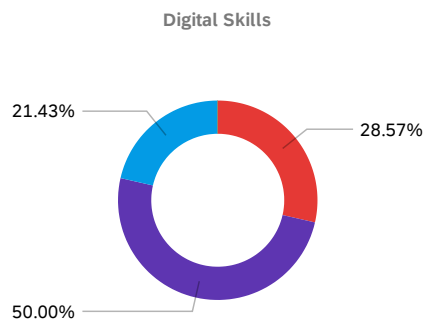
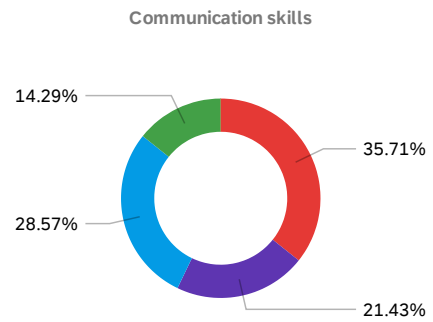
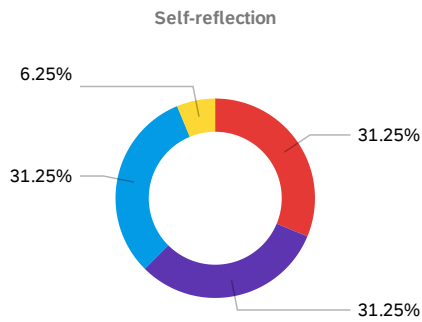
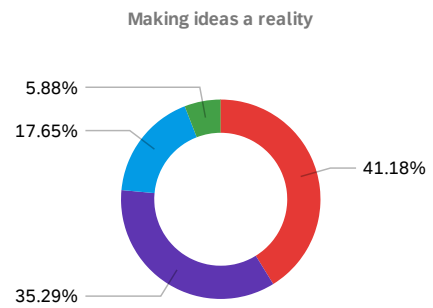
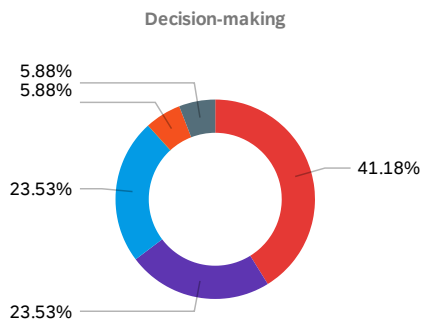
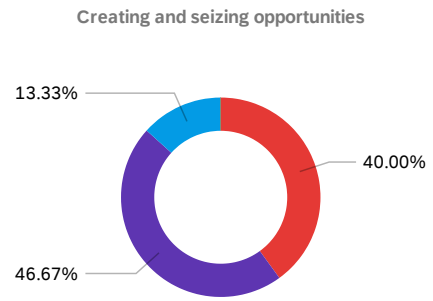
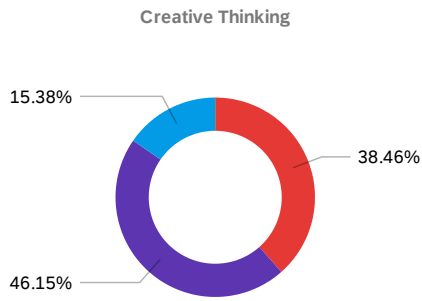


■ Far above average
 ■ Moderately above average
 ■ Slightly above average
 ■ Average
 ■ Slightly below average
 ■ Moderately below average
 ■ Far below average

#	Field	Creative Thinking	Creating and seizing opportunities	Decision-making	Making ideas a reality	Self-reflection	Communication skills	Digital Skills
1	Far above average	21.05% 4	5.26% 1	21.05% 4	21.05% 4	5.26% 1	15.79% 3	10.53% 2
2	Moderately above average	21.05% 4	26.32% 5	10.53% 2	15.79% 3	10.53% 2	0.00% 0	15.79% 3
3	Slightly above average	11.54% 3	15.38% 4	11.54% 3	26.92% 7	15.38% 4	7.69% 2	11.54% 3
4	Average	12.50% 4	9.38% 3	12.50% 4	15.63% 5	21.88% 7	21.88% 7	6.25% 2
5	Slightly below average	0.00% 0	33.33% 1	0.00% 0	33.33% 1	0.00% 0	33.33% 1	0.00% 0
6	Moderately below average	0.00% 0	0.00% 0	0.00% 0	33.33% 1	0.00% 0	33.33% 1	33.33% 1
7	Far below average	0.00% 0	0.00% 0	0.00% 0	40.00% 2	20.00% 1	20.00% 1	20.00% 1

Showing rows 1 to 7 of 7

Q23 - Please rate your personal skills in the following areas after you had completed the VIP project?

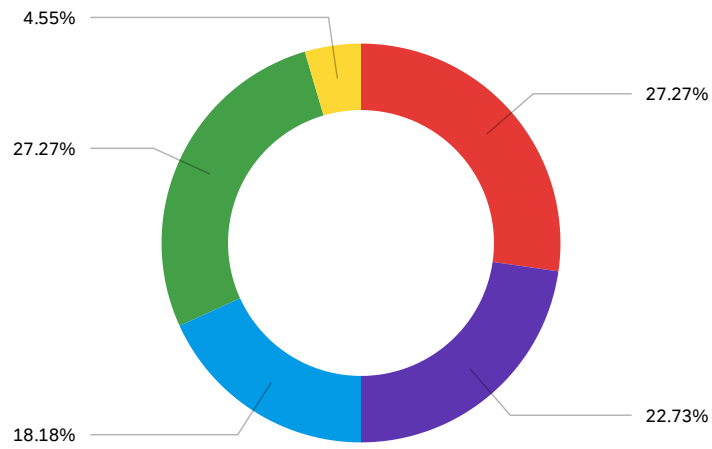


■ Far above average
 ■ Moderately above average
 ■ Slightly above average
 ■ Average
 ■ Slightly below average
 ■ Moderately below average
■ Far below average

#	Field	Creative Thinking	Creating and seizing opportunities	Decision-making	Making ideas a reality	Self-reflection	Communication skills	Digital Skills
1	Far above average	12.82% 5	15.38% 6	17.95% 7	17.95% 7	12.82% 5	12.82% 5	10.26% 4
2	Moderately above average	15.79% 6	18.42% 7	10.53% 4	15.79% 6	13.16% 5	7.89% 3	18.42% 7
3	Slightly above average	8.70% 2	8.70% 2	17.39% 4	13.04% 3	21.74% 5	17.39% 4	13.04% 3
4	Average	0.00% 0	0.00% 0	0.00% 0	33.33% 1	0.00% 0	66.67% 2	0.00% 0
5	Slightly below average	0.00% 0	0.00% 0	0.00% 0	0.00% 0	100.00% 1	0.00% 0	0.00% 0
6	Moderately below average	0.00% 0	0.00% 0	100.00% 1	0.00% 0	0.00% 0	0.00% 0	0.00% 0
7	Far below average	0.00% 0	0.00% 0	100.00% 1	0.00% 0	0.00% 0	0.00% 0	0.00% 0

Showing rows 1 to 7 of 7

Q4 - Why did you choose to get involved with the Valleys Innovation Project?



■ Gain work experience
 ■ Help the local community
 ■ Build entrepreneurial skills
 ■ Build confidence
 ■ Other

#	Field	Choice Count
1	Gain work experience	27.27% 6
2	Help the local community	22.73% 5
3	Build entrepreneurial skills	18.18% 4
4	Build confidence	27.27% 6
5	Other	4.55% 1
		22

Showing rows 1 to 6 of 6

Q4_5_TEXT - Other

Other

Told by teachers to take part

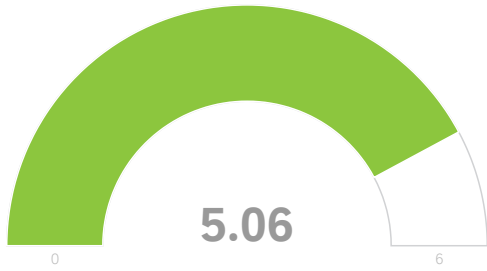
Q5 - Please rate the importance of each of the reasons for your involvement in the Valleys Innovation Project?

#	Field	Minimum	Maximum	Mean	Std Deviation	Variance	Count
4	Build confidence	3.00	7.00	5.29	1.36	1.85	17
1	Gain work experience	2.00	7.00	5.06	1.63	2.64	17
3	Build entrepreneurial skills	2.00	7.00	5.00	1.46	2.12	17
5	Make links with employers	1.00	7.00	4.82	1.85	3.44	17
2	Help the local community	2.00	7.00	4.82	1.58	2.50	17
6	Other	0.00	4.00	1.33	1.89	3.56	3

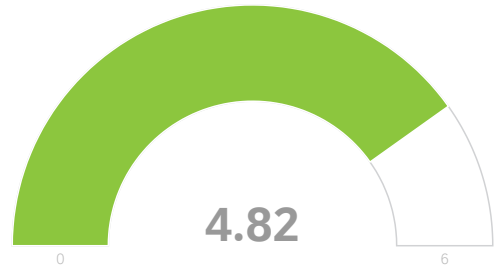
Q5_6_TEXT - Other

Other

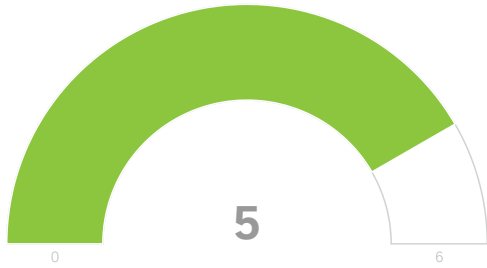
Gain work experience



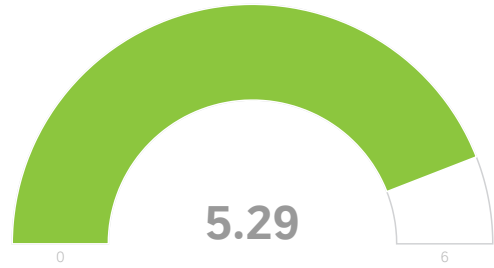
Help the local community



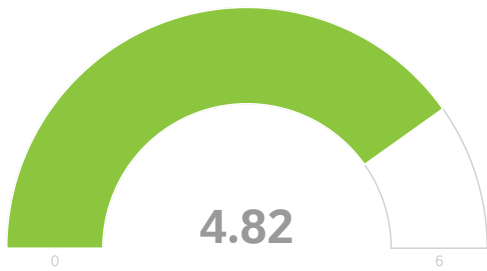
Build entrepreneurial skills



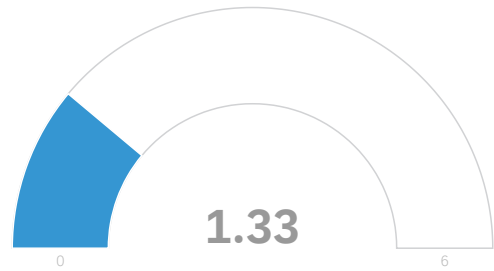
Build confidence



Make links with employers



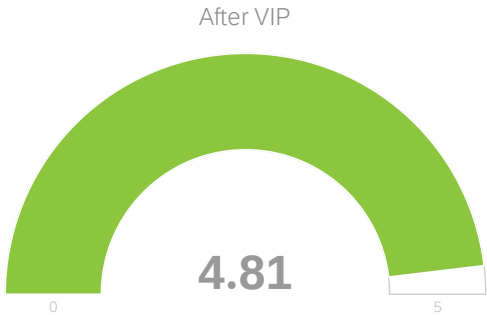
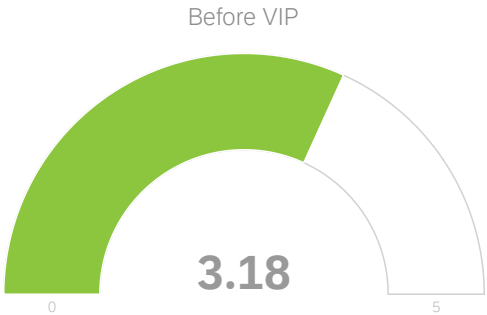
Other



Q6 - Please rate your confidence starting up your own business in the Valleys region?

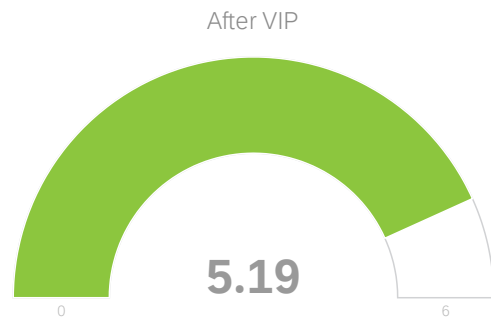
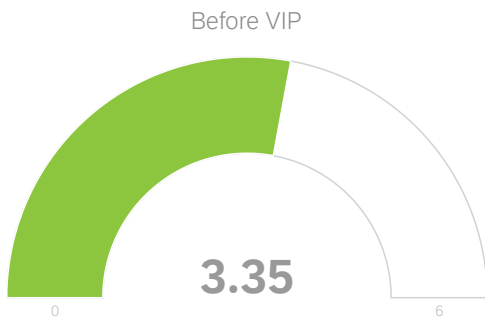
#	Field	Minimum	Maximum	Mean	Std Deviation	Variance	Count
1	Before VIP	1.00	7.00	3.18	1.54	2.38	17
2	After VIP	3.00	7.00	4.81	1.29	1.65	16

#	Field	Minimum	Maximum	Mean	Std Deviation	Variance	Count
1	Before VIP	1.00	7.00	3.18	1.54	2.38	17
2	After VIP	3.00	7.00	4.81	1.29	1.65	16



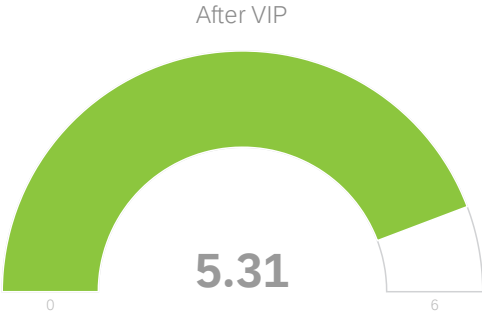
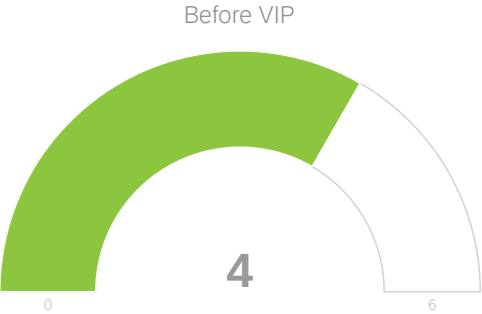
Q7 - Please rate your resilience to work on tasks when there are obstacles?

#	Field	Minimum	Maximum	Mean	Std Deviation	Variance	Count
1	Before VIP	1.00	7.00	3.35	1.68	2.82	17
2	After VIP	4.00	7.00	5.19	1.01	1.03	16



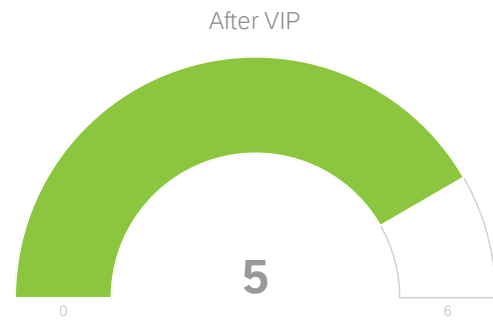
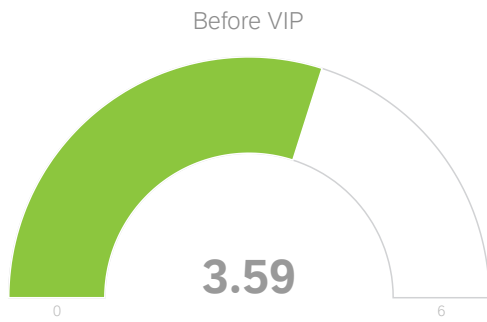
Q8 - Please rate your communication skills?

#	Field	Minimum	Maximum	Mean	Std Deviation	Variance	Count
1	Before VIP	1.00	7.00	4.00	1.81	3.29	17
2	After VIP	3.00	7.00	5.31	1.45	2.09	16



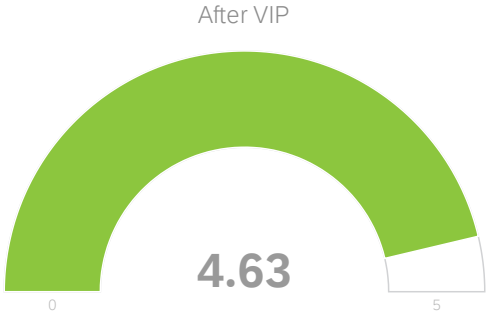
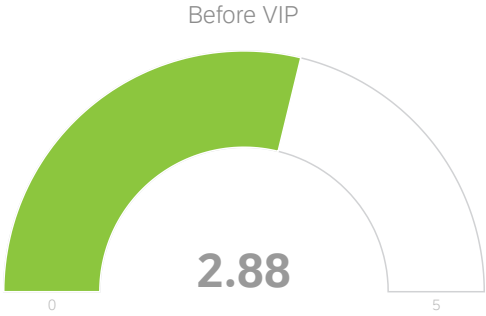
Q9 - Please rate your planning skills?

#	Field	Minimum	Maximum	Mean	Std Deviation	Variance	Count
1	Before VIP	0.00	6.00	3.59	1.54	2.36	17
2	After VIP	1.00	7.00	5.00	1.50	2.25	16



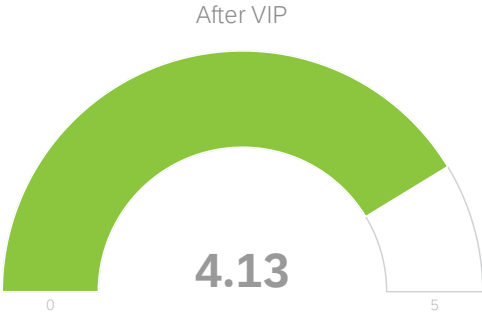
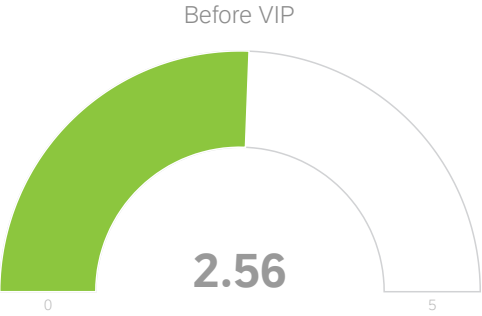
Q10 - Please rate your knowledge of the local employment market?

#	Field	Minimum	Maximum	Mean	Std Deviation	Variance	Count
1	Before VIP	1.00	6.00	2.88	1.49	2.22	17
2	After VIP	1.00	7.00	4.63	1.62	2.61	16

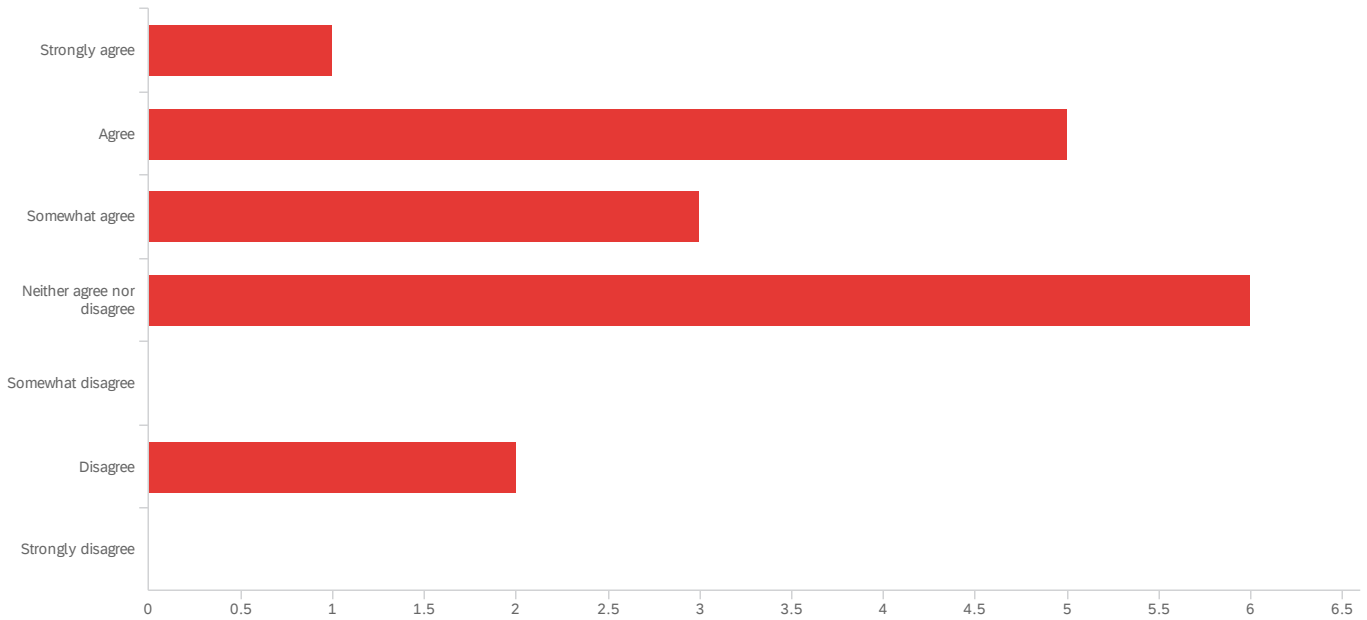


Q11 - Please rate your knowledge of local contacts within the business community?

#	Field	Minimum	Maximum	Mean	Std Deviation	Variance	Count
1	Before VIP	0.00	6.00	2.56	1.54	2.37	16
2	After VIP	1.00	7.00	4.13	1.45	2.11	16



Q12 - To what extent do you agree/disagree with the statement that; Your contribution to the VIP project helped local businesses innovate?



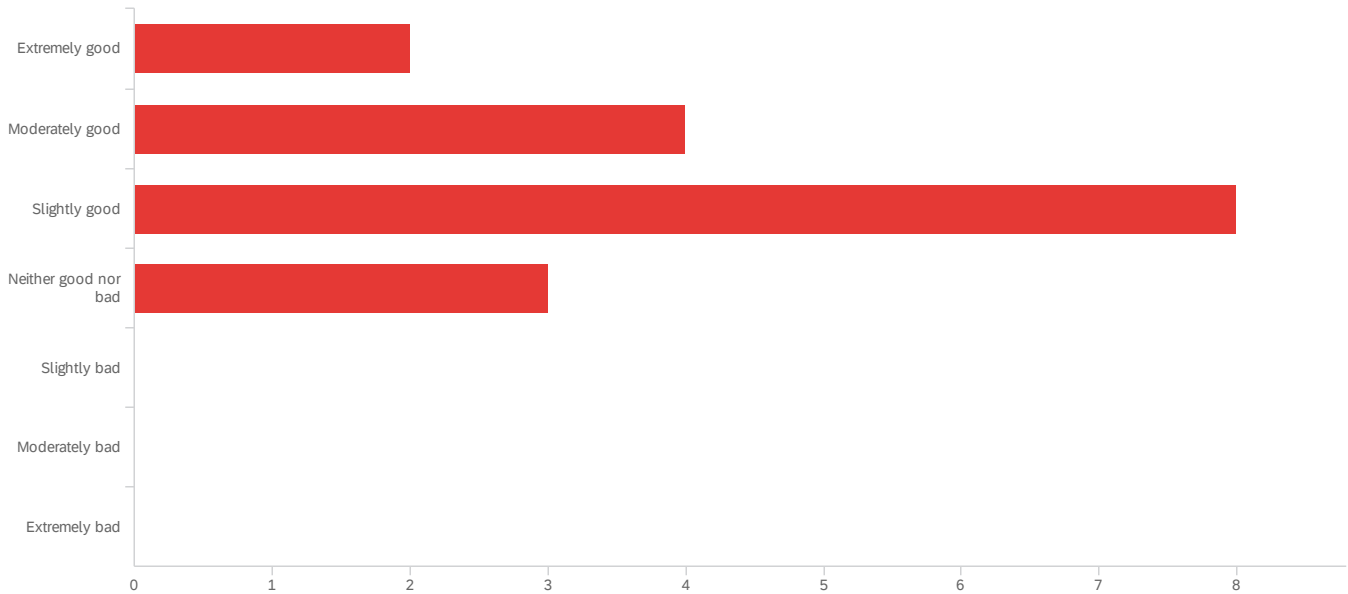
#	Field	Minimum	Maximum	Mean	Std Deviation	Variance	Count
1	To what extent do you agree/disagree with the statement that; Your contribution to the VIP project helped local businesses innovate?	1.00	6.00	3.29	1.36	1.85	17

#	Field	Choice Count
1	Strongly agree	5.88% 1
2	Agree	29.41% 5
3	Somewhat agree	17.65% 3
4	Neither agree nor disagree	35.29% 6
5	Somewhat disagree	0.00% 0
6	Disagree	11.76% 2
7	Strongly disagree	0.00% 0

17

Q13 - As a learner, how would you rate your ability to help a local business innovate

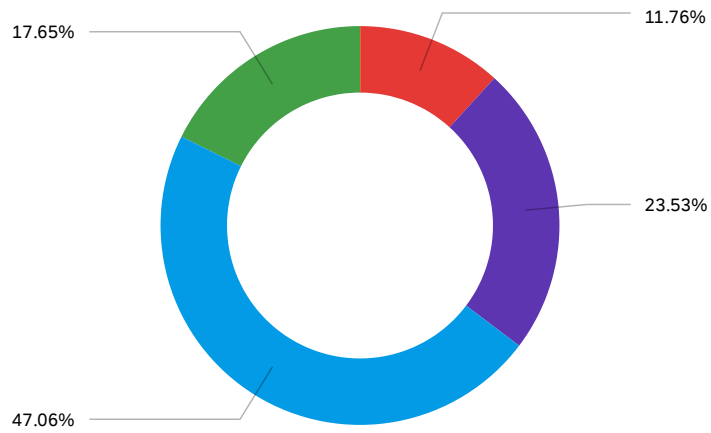
(create or develop products, services and people) due to taking part in VIP?



#	Field	Minimum	Maximum	Mean	Std Deviation	Variance	Count
1	As a learner, how would you rate your ability to help a local business innovate (create or develop products, services and people) due to taking part in VIP?	1.00	4.00	2.71	0.89	0.80	17

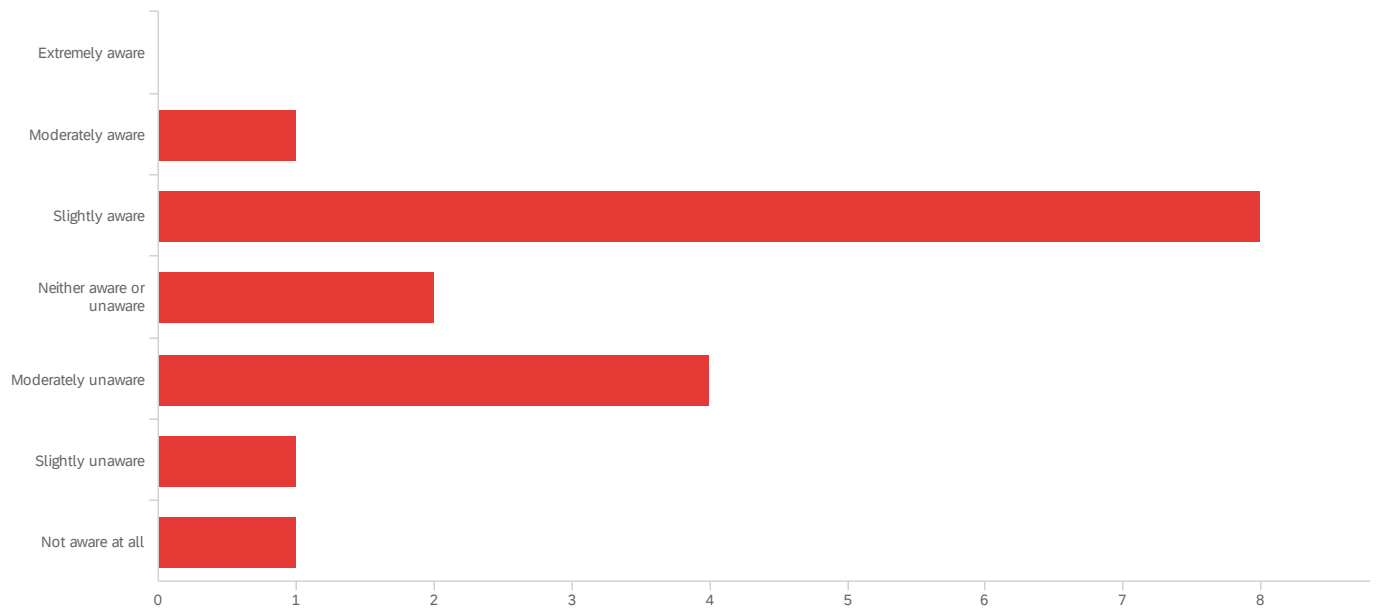
#	Field	Choice Count
1	Extremely good	11.76% 2
2	Moderately good	23.53% 4
3	Slightly good	47.06% 8
4	Neither good nor bad	17.65% 3
5	Slightly bad	0.00% 0
6	Moderately bad	0.00% 0
7	Extremely bad	0.00% 0
		17

Showing rows 1 to 8 of 8



- Extremely good
- Moderately good
- Slightly good
- Neither good nor bad
- Slightly bad
- Moderately bad
- Extremely bad

Q14 - How aware are you of the civic mission of your institution?

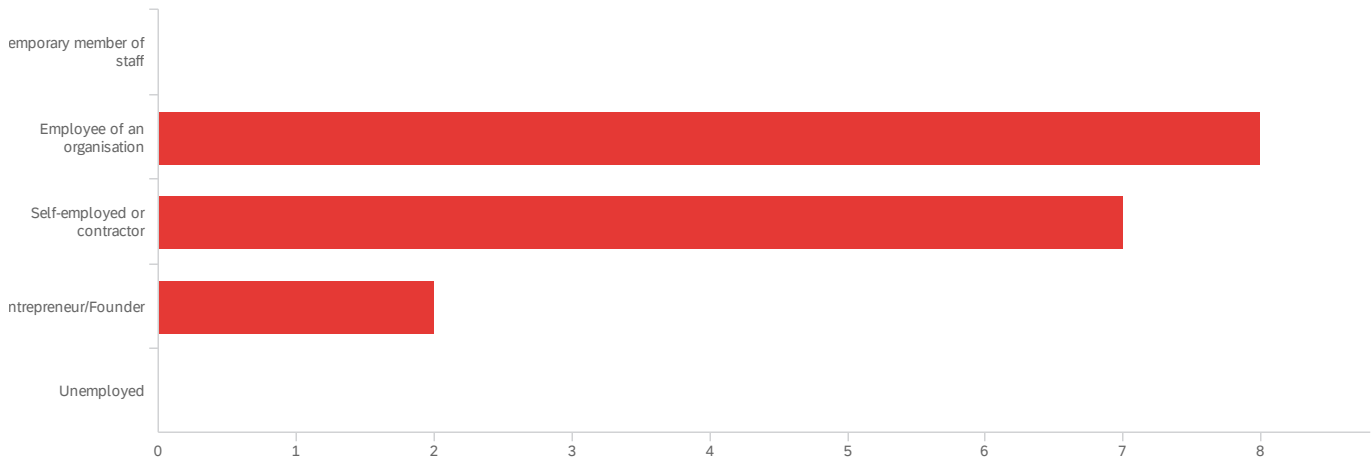


#	Field	Minimum	Maximum	Mean	Std Deviation	Variance	Count
1	How aware are you of the civic mission of your institution?	2.00	9.00	4.18	1.82	3.32	17

#	Field	Choice Count
1	Extremely aware	0.00% 0
2	Moderately aware	5.88% 1
3	Slightly aware	47.06% 8
4	Neither aware or unaware	11.76% 2
5	Moderately unaware	23.53% 4
8	Slightly unaware	5.88% 1
9	Not aware at all	5.88% 1
		17

Showing rows 1 to 8 of 8

Q15 - On completing your studies, where do you see yourself working?



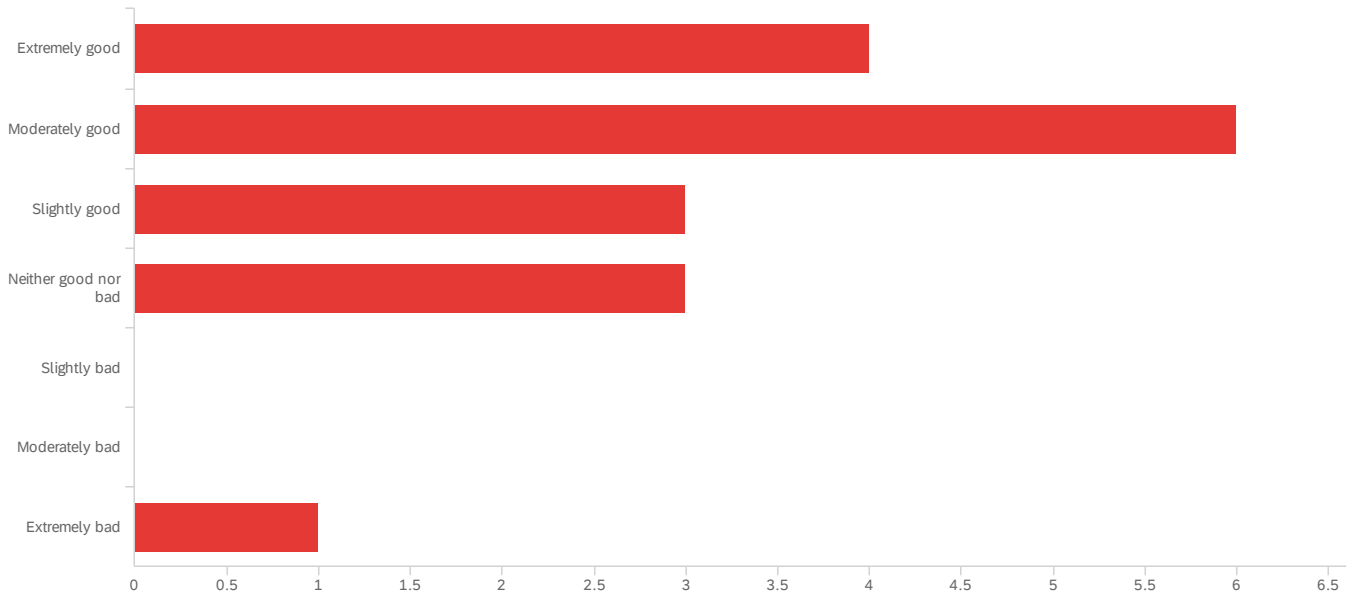
#	Field	Minimum	Maximum	Mean	Std Deviation	Variance	Count
1	On completing your studies, where do you see yourself working?	2.00	4.00	2.65	0.68	0.46	17

#	Field	Choice Count
1	Temporary member of staff	0.00% 0
2	Employee of an organisation	47.06% 8
3	Self-employed or contractor	41.18% 7
4	Entrepreneur/Founder	11.76% 2
5	Unemployed	0.00% 0
		17

Showing rows 1 to 6 of 6

Q16 - How did you rate the overall experience of taking part in the Valleys Innovation

Project



#	Field	Minimum	Maximum	Mean	Std Deviation	Variance	Count
1	How did you rate the overall experience of taking part in the Valleys Innovation Project	1.00	7.00	2.59	1.50	2.24	17

#	Field	Choice Count
1	Extremely good	23.53% 4
2	Moderately good	35.29% 6
3	Slightly good	17.65% 3
4	Neither good nor bad	17.65% 3
5	Slightly bad	0.00% 0
6	Moderately bad	0.00% 0
7	Extremely bad	5.88% 1
		17

Showing rows 1 to 8 of 8

End of Report

